

020 8351 3434

USER GUIDE

# DRXmulti



DeckRail Xtra®

[@mrplanthireuk](#) [mr\\_plant\\_hire](#) [@mrplanthireuk](#) [@mrplanthireuk](#)

Head office: 120 Hertford Road, Enfield EN3 5AX | e: [info@mrplanthire.co.uk](mailto:info@mrplanthire.co.uk)

020 8351 3434



## Aerial and Handling Services Ltd

### EC Declaration of Conformity

In accordance with EN ISO 17050-1:2004

UNDERSIGNED: Ian Harding  
A representative of:

Aerial and Handling Services Ltd  
Unit 62, Mackley Industrial Estate,  
Henfield Road, Small Dole,  
West Sussex BN5 9XR

declares that the  
**DRXmulti™ system and all its components**

conform to the requirements of the **Machinery Directive 2006/42/EC** and to the relevant  
Essential Health and Safety Requirements imposed by this Directive.

Signed:

Date:

1<sup>st</sup> August 2014

The technical documentation for the machinery is available from:

Aerial and Handling Services Ltd  
Unit 62, Mackley Industrial Estate,  
Henfield Road, Small Dole,  
West Sussex BN5 9XR UK

**DRXmulti™ CE**

Aerial and Handling Services Ltd, Unit 62, Mackley Industrial Estate,  
Henfield Road, Small Dole,  
West Sussex BN5 9XR

Telephone 01273 494952 E-mail [info@ahslimited.com](mailto:info@ahslimited.com)  
[www.aerialandhandlingservices.com](http://www.aerialandhandlingservices.com) UK Company number 07069983

## **Important**

Read, understand and obey these safety rules and operating instructions and those of the host scissor lift before using the deckRailXtra® system. This user guide should be considered a permanent part of your machine and should remain with the machine at all times. If you have any questions, please contact Aerial and Handling Services Ltd

## **Contents**

European Declaration of Conformity.....	
Contact Us.....	
Safety Rules.....	
Personal Safety .....	
Loading the deckRailXtra® system .....	
Using the board carrier option.....	
Safe Working Load .....	
Maintenance Information.....	
deckRailXtra Technical Specification.....	

## Safety Rules



### Be aware

Failure to obey the instructions and safety rules in this manual and the appropriate Operator's Manual on your scissor lift may result in death or serious injury.

Do not use the deckRailXtra® system unless:

- You are trained and qualified to operate this machine
- You read, understand and obey:
  - MEWP Manufacturer's instructions and safety rules
  - Employer's safety rules and worksite regulations
  - Applicable governmental regulations
- You learn and practice the principles of safe machine operation contained in this user guide.
  - Avoid hazardous situations
  - Always perform a pre-operation inspection
  - Only use the deckRailXtra™ system as it was intended.
  - **WHEN FITTED WITH DECKRAILXTRA AND CONFIGURED FOR USE OUTSIDE THE MEWP OCCUPANCY RATING MAY NEED TO BE DE-RATED.**
  - **DO NOT USE OUTDOORS ON SCISSOR LIFTS RATED FOR ONE PERSON ONLY, IF IN DOUBT CONSULT YOUR SUPPLIER.**

## Personal Safety

Any person working on or around a machine must be aware of all known safety hazards. Personal safety and the continued safe operation of the machine should be your top priority.

### Safety Rules

When Tandem mounting DRXmulti® transversely, ensure the separators are evenly spaced and **DO NOT** obstruct the MEWP exit. **DO NOT EXCEED THE HOST MEWPS RATED CAPACITY.**



**Be aware**



## **Read this User Guide thoroughly.**

This manual and the decals on the machine use signal words to identify the following:



### **Be aware**

Safety alert symbol – used to alert personnel to potential personal injury hazards. Obey all safety messages that follow this symbol to avoid possible injury or death.

## Loading the deckRailXtra® system

Ensure that the materials are loaded evenly onto the jaws of the deckRailXtra®.

The centre of gravity of the load must be within the platform area of the scissor lift.

Do not hang any weight over the edge of the scissor lift.



Be aware of potential crushing hazards such as moving parts, free swinging or unsecured components when lifting or placing loads. Always wear appropriate Personal Protective Equipment

Ensure that the load or materials do not obscure the controls or the operator's visibility.



Use the lashing straps to securely fasten the material to the jaws **prior to** operating the scissor lift



Securing the load using the lashing strap.



Ensure the lashing strap is fully tightened prior to moving the scissor lift.







**Be aware**

**Safe Working Load**



**80kg PER**

**FRAME.**

The centre of gravity of the load must be within the platform area. The load should not hang outside the platform area or be unevenly distributed.

The rated load of the deckRailXtra® system is also stated on the safety decals fitted to the equipment.



**⚠ CAUTION**

When used on boom type platforms, any materials carried **MUST NOT EXCEED** 0.75 sq/m surface area. It may be necessary to reduce the occupancy rating to achieve this? If in doubt consult your supplier.



## Be aware

When fitted with the deckRailXtra® system the scissor lift is for **indoor use unless specified otherwise and ONLY after consultation with your supplier.**

The deckRailXtra® system is designed to assist the Operator or User to safely restrain materials in place during normal intended use as specified in the Operators Manual and this User guide.

The Scissor lift and deckRailXtra® must NEVER be used as a hoist or without an Operator in the platform.

The scissor lift and deckRailXtra® must NEVER be used from the ground controls to lift materials.



## Be aware

To ensure that the visibility of the operator is not compromised the load must be distributed so as to remain below the eyeline of the operator.

All materials carried on the deckRailXtra® system must be securely lashed using the fastening device provided.

When elevated avoid ANY SIDE FORCE applied to the platform when the deckRailXtra® system is loaded.

## Using the board carrier option




## Be aware

Ensure the clamps have been adjusted to accommodate the board width required. It is possible to adjust the clamp by slackening the thumb screw locking nut and adjusting the clamp closing width as illustrated @ “A” below. The clamps are fitted with an “overcentre” locking mechanism and safety handle. The safety handle must be first released before the clamp will open as illustrated @ “B” below. Each clamp can also be rotated through 90° to allow for “portrait” or “landscape” configuration.



A



B

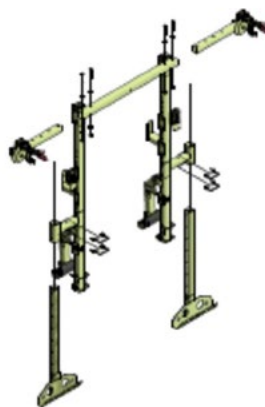
The board carrier has been designed hold a sheet of maximum dimensions 2400 mm x 1200mm x 30mm

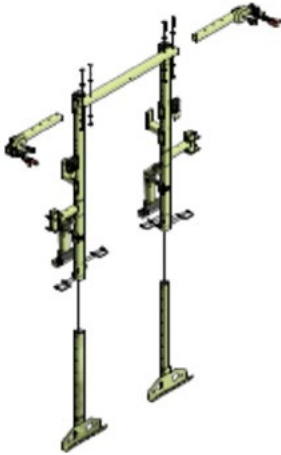


## Be aware

**Extreme care must be taken when manoeuvring the MEWP whilst the board carrier is used. The use of a Banksman is recommended and sight lines must be kept visible. DO NOT TRAVEL THE MEWP IF YOUR VIEW IS IMPAIRED BY THE BOARD. REMOVE THE BOARD AND ONLY USE THE MEWP ONCE IT IS IN POSITION.**

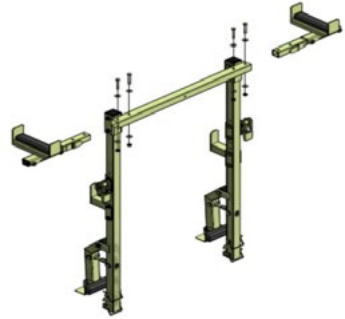
# User Guide





## Maintenance Information

- The deckRailXtra should be checked before use each day as part of the Operator's daily pre-use inspection schedule.
- It should be inspected to ensure that ALL fasteners are tight and in place.
- Each jaw should be inspected for signs of wear/damage, paying particular attention to the restraining straps and anchor plates.
- Any cuts/tears or abrasions in the straps should be replaced before use.
- Safety decals must be clear and complete, any damaged or incomplete decals must be replaced.
- Any damage/deformation to the frame must be reported and replaced if necessary.



# DRXmulti™

## Technical Specification

Specification	DRXmulti™
Weight	16kg
Jaw width	200mm
Jaw capacity	180kg
Jaw Rubber	Shore D90 + / - 5
Restraining straps material	Plain weave polyester, maximum breaking strain 1000kg
Finish:	Yellow Zinc



### Be aware

IF YOU HAVE ANY DOUBTS OR ARE UNSURE OF THE INTENDED USE OF THE deckRailXtra® system CONTACT YOUR SUPPLIER IMMEDIATELY.



- deckRailXtra™ is a Benchmark set of products
- No other system provides the same amount of freedom of movement for the Operator
- Modular design
- All components are interchangeable
- Fully CE compliant



**Innovation as Standard · Safety and Productivity by Design**



020 8351 3434



## NOTICE



This equipment has been installed with

**deckRail Xtra**<sup>®</sup>

Do not operate unless you read the user guide and fully understand and obey the manufacturer's instructions and safety rules.

Only use the DeckRail Xtra system as it was intended.

Occupants and equipment must not exceed the rated S.W.L. of the scissor lift.

Aerial & Handling Services Ltd

Machine Sales  
Service and Support  
Machine Hire  
Spare Parts  
Training Services  
Finance Options

SanctuaryZone  
KeyZone  
SmartZone

**deckRail Xtra**<sup>®</sup>



**AIRO**<sup>®</sup>  
**DEALER**  
UK & IRELAND

CE

@mrplanthireuk mr\_plant\_hire @mrplanthireuk @mrplanthireuk

Head office: 120 Hertford Road, Enfield EN3 5AX | e: info@mrplanthire.co.uk